

OPERATION NOTES

Consultant
 Hospital Ward

Hospital Number
 Surname
 Forename
 D.O.B.
 or affix label

Surgeon:-

Anaesthetist:-

Date of Operation / /

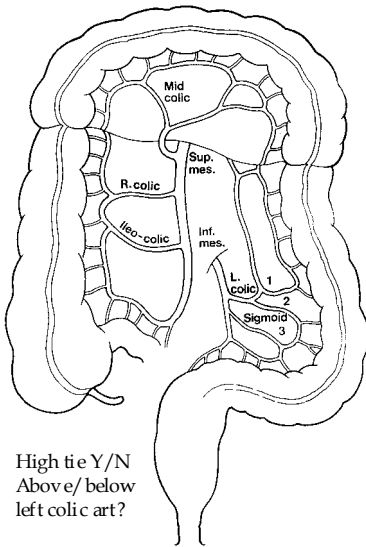
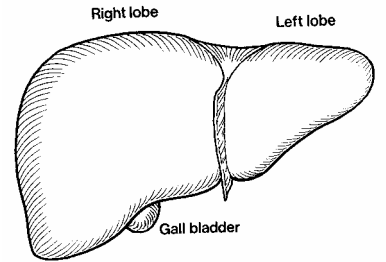
Time at start :

Time at end :

Site of tumour:

Operation Title:-

Curative / palliative / uncertain, due to liver / local extension / other
 Elective / Emergency: due to perforation / obstructed / bleeding
 ASA grade: I / II / III / IV / V (see over for definition)



Splenic flexure mobilised Y / N
 Tumour is mobile / tethered / fixed to
 Presence of abscess / perforation / ascites. No.
 Blood transfused units

Example of data collection proforma

Stoma Y / N : ileostomy / colostomy : temporary / permanent

continue overleaf

Operative Severity

- Minor Gastroscopy, wedge excision nail
- Intermediate Inguinal hernia, excision of breast lump
- Major Cholecystectomy, partial thyroidectomy
- Major+ Parotidectomy, colonic resection

- Complex Major D Elective aortic aneurysm (AAA)
- Complex Major C Anterior resection of rectum
- Complex Major B Ruptured AAA, oesophagogastrrectomy
- Complex Major A Cardiac surgery entailing bypass

Multiple procedures

- 1
- 2
- > 2

Blood loss

- < = 100mls
- 101-500 mls
- 501-999 mls
- > = 1000 mls

Presence of Malignancy

- None
- Primary only
- Nodal metastases
- Distant metastases

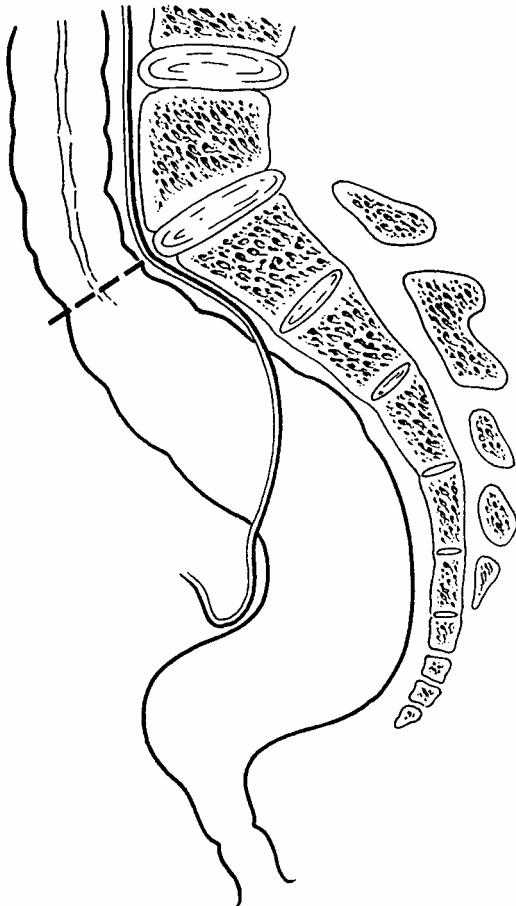
Peritoneal Soiling

- None
- Minor (serous fluid)
- Local pus
- Free bowel contents, bile or pus

Mode of Surgery

- Elective
- Urgent (requiring surgery within 24hrs of admission - at least 2hrs available for resuscitation - even if this period was not used.
- Emergency (requiring surgery within 2hrs of admission)

For rectal and distal sigmoid tumours:



- Height of tumourcm
- Anastomosis to anal vergecm
- Distal irrigation Y / N
- TME / PME ? (estimate of %age%)
- Distance of lesion to distal cut margincm
- Distance to dentate line (if AP resection)cm

ASA grade : definitions

Grade I: Fit and well

Example of data collection proforma

- Grade II: Mild systemic disease (including smoking, obesity, treated hypertension); not necessarily the cancer
- Grade III: Disease which restricts activity
- Grade IV: Life threatening disease
- Grade V: Not expected to survive for 24 hours

NB. In an emergency situation, the suffix E is added to the ASA grade. In general, the risk attached is equivalent to the next group lower, i.e. IE equates to II, IIE equates to III, *et cetera*.